





Triona Automatic Car Wash Machine - Price List

Name	Picture	Model	Specifications	Packing volume	Price(EUR) EXW
Auto Wash Machine		TR-W300-B5	<p>5 Brushes, America foam brushes; 4 dry blowers; Intelligentized computer control, etc. Outside sizes (mm):2500X4100X3100(L X W X H); Max Washable Car sizes (mm): 5500 X 1950 X 2000(L X W X H); Moving Speed: 6m/min; Washing time: 4-6 min/car (may be differed to car length); Standard length of Track (mm): 10000; Space between Tracks (mm): 3340; Total power consumption: 19KW; Working power: 380V/220V, 50Hz, 3 phases, 4 wires; Max water consumption: 100-150L for each car; Compress air pressure: 5Mpa; Weight: 2000Kg</p>	17m³; 2.5Tons	23700.00
		TR-W200-B(W200-HP) Touchless Car Wash Machine	<p>Dimension of the machine: 1500(L)x3500(W)x2800(H)mm Max. washable car size: 5500x1950x2000(LxWxH)mm Length of the rail: 9000mm Moving speed of the machine: 6m/min Washing time: 2-5 minutes/car Max. water consumption(per car): 120-150liter/car Total power consumption: 15KW Power supply: 220V/380V, 50HZ, 1 phase/3 phase Installation size: 9000x4000x3200mm(LxWxH)</p>	9.95m³ 1.3Tons	8800 without dry blower 10200 with 2 top dry blowers 11500 with 4 top dry blowers 12400 with top blowers and two side blowers
		TR-W600(W600-B3) Bus Wash Machine	<p>Machine size(mm): 2150x5160x5650(LxWxH); Washable bus size(mm):13000x2800x4200(LxWxH); Washing time: 4-6min/bus(may be differed to bus length); Standard length of rail(mm): 20000; Width between rails(mm): 4250; Total power consumption: 13.5KW; Working power: 380V/220V, 50Hz, 3 Phase, 4 wires; Max water consumption: 150-180L per bus; Weight: 3500KG.</p>	3Tons	27600 eur

		R-W900(W900-B7)	Outside sizes (mm): 16000×3760×3100(L x W x H); Max Washable Car sizes (mm): 1950 x 2000(L x W x H); Moving Speed: 5-6m/min; Washing time: 1-2 min/car (may be differed to car length), about 60 cars per hour; Space between Tracks (mm): 3340; Total power consumption: 33KW; Working power: 380V/220V, 50Hz, 3 phases, 4 wires; Max water consumption: 150-200L for each car; Compress air pressure: 0.8Mpa; Weight: 7000Kg, 7 brushes;	5.5Tons	36500 eur
Optional parts		Small Chassis Cleaner(For model TR-W300-B5 and TR-W200-HPB)	Optional for TR-W200-HPB, TR-W300-B5 and tunnel washer	0.4m³; 150Kgs	3050 eur
		Big Chassis Cleaner(For model TR-W600)	Optional for TR-W600		4630 eur
		Water treatment system (2 Ton, for model TR-W300-B5 and TR-W200-HPB)	Optional for TR-W200-HPB, TR-W300-B5		4350 eur
		Water treatment system (5 Ton, for model TR-W600 and TR-W900)	Optional for TR-W600 and TR-W900		5380 eur
<div>CONTACT</div> <div>triona.aleksei@gmail.com</div>					